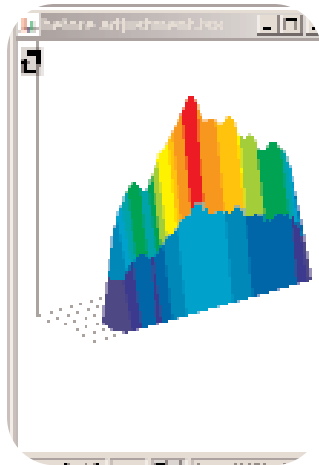
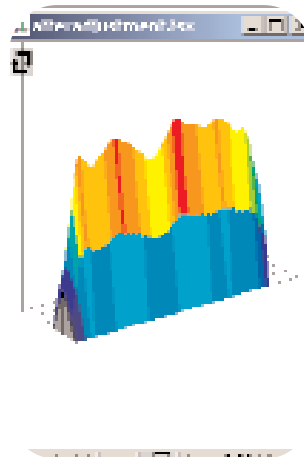


*I-Scan* Lite is a simple-to-operate force and pressure distribution measurement system that utilizes Tekscan's patented, thin-film sensors. Using these sensors, the *I-Scan* Lite software, and the USB data acquisition electronics enable you to view contact pressure patterns in real-time and capture "snapshot" images directly to your PC. The system produces colorful, easy to understand 2-D and 3-D images. Single and multiple "snapshots" can be viewed, saved, compared, and analyzed.

*Weak pressure on outside of sealing bar*



*Before & after "snapshots"*



*Adjustments made yielding more even pressure along length of the bar*

*I-Scan* Lite reduces set-up time for applications requiring specific pressure patterns between surfaces or parts. With this system, you can view the pressure between critical contact surfaces "live," make adjustments, and record the effect. This system eliminates the need to repeatedly process product to verify machine adjustments; removing the guesswork from machine set-up. Also by enabling you to take before and after adjustment "snapshots", a machine's set-up history can be recorded and compared to other machines. *I-Scan* Lite provides the instant, visual feedback you have been missing.

## Applications:

- Test and measurement
- Machine set-up:
  - Pinch rollers
  - Sealing jaws
  - Gasket
  - Soft seal
  - Screen printing
- Comparison testing
- Reliability testing
- Validation testing

## Key Features:

- Pressure mapping
- Snap-shot recording
- Graphing and analysis capabilities
- Multi-snapshot, real-time viewing
- Large variety of ready-to-use sensors
- High spatial resolution
- Flexible, thin-film sensors
- Sensors are durable and reusable
- Pressure ranges: 0-25,000 PSI (0-175 MPa)
- Easy to set-up
- Easy to use
- 8-bit pressure resolution
- Quality engineering support
- Upgradeable to *I-Scan*

## Found in:

Assembly Lines, Research & Development Labs, Machine Packaging Lines, Manufacturing

## Industries:

Automotive, Semiconductor, Pharmaceutical, Ergonomics, Packaging, Paper, Printing, Government Agencies, Universities, and many more...

# Specifications and Features

## Software Features:

- View pressure data as 2-D and 3-D images
- Capture measurements as "snapshots"
- Graph and analyze real-time or stored data (Pressure, Force, Area)
- Compare and analyze regions of the sensor with user locatable and resizable "focus boxes" and "lines"
- View multiple measurements on the screen concurrently and compare on the same graph
- Calibrate sensor with a single-point routine
- Select engineering units
- And much, much more!

## Sensor Description:

*I-Scan* Lite works with most of our array sensors. Below is a summary of our sensors' characteristics.

### No. of Sensing Elements

Typically 2,288 (to over 146,000)

### Spatial Density

Up to 1,600 sensels/in<sup>2</sup>  
(248 sensels/cm<sup>2</sup>)

### Spatial Resolution

0.025 x 0.025 in - 0.7 x 0.7 in  
(0.64 x 0.64 mm - 17 x 17 mm)

### Operating Temperature

15°F - 140°F (-9°C - 60°C)

### Size of Sensing Area

0.12 x 0.12 in - 22.7 x 34.8 in  
(3.0 x 3.0 mm - 578 x 884 mm)

### Technology

Resistive

### Calibration

With application of a controlled force by user

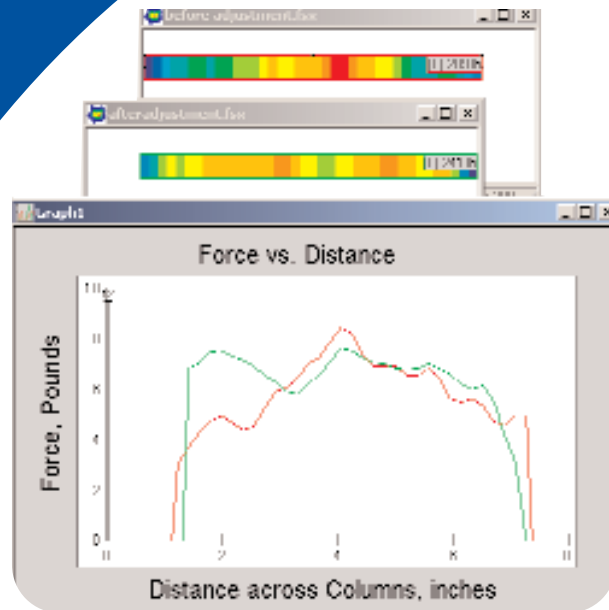
### Pressure Range

0 - 25,000 PSI (0-175 MPa)

### Sensor Thickness

Typically 0.004 in (0.1 mm)

## USB or Parallel Hardware Available



### Software Display

Graphical comparison of before and after adjustment "snap shots" of sealing bars  
*Red* - before adjustment, displays higher forces in the center and weaker forces on the outside  
*Green* - after adjustment, displays more even forces across the bar

## Add-On Options

***I-Scan* Lite Enhanced** - An enhanced software version that provides additional software features such as 2-D contour display, additional graphing and data analysis functions, and enhanced calibration routines. Additionally, an unlimited number of pressure "snapshots" can be appended or added to a single *I-Scan* Lite "snapshot." This allows for a series of static pressure measurements to be saved in the same file for ease of comparison. Other data analysis features like Peak Pressure, Tare, and Center of Force are also included.

**Upgrade to *I-Scan*** - *I-Scan* Lite system can be upgraded to a full *I-Scan* system and because the files are fully compatible, your initial investment is protected.

**Equilibration Bladders** - Pneumatic bladders apply a uniform pressure to the active area of the sensor to normalize output of each sensing element. The system electronically compensates for variation in individual sensing elements.

Tekscan, Inc.  
307 West First Street  
South Boston, MA 02127-1309 USA  
tel: 617.464.4500/800.248.3669  
fax: 617.464.4266  
e-mail: marketing@tekscan.com  
website: www.tekscan.com

RevC\_070104

Call Today for a Demonstration!

